

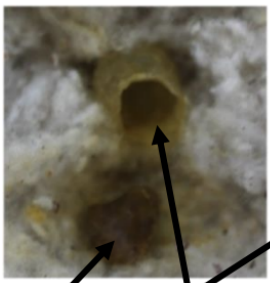
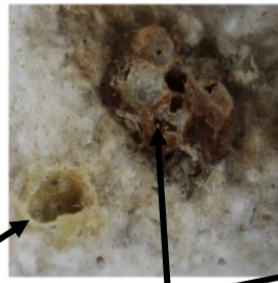

Name: _____

Voluntary Bumblebee nesting box Questionnaire 1

1. Is your bee box occupied by bumblebees? Be sure to check all of your bee box because sometimes the bees will nest under the cotton or in the corners of your box.

2. If the nest is unoccupied, is there evidence of anything else living inside of it? (wasps, ants, rodents (highly unlikely), etc.)

3. If your bee box is occupied, how much is the bee box occupied? Please circle one of the boxes that best matches your bee box.

Level of use: (indicated with number your colony state-as described here)	1 – Evidence of a queen investigating the box such as cotton fluffed or pushed around.	2 – The beginnings of a colony (a honey pot &/or evidence of “pollen pill” (it will look like brown earwax!)	3 – A working colony (worker cells present, but no large new queen cells)	4 – A fully successful colony (large new queen cells present) (note: bees will likely not be present in your box by now!)
	Look for 'fluffed' or 'pitted' cotton .			
		<p>pollen pill honey pot</p>	<p>worker cells</p>	<p>new queen cells</p>

Please take pictures if your box has evidence of bumblebees!

If your bee box is occupied, we would very much appreciate collecting the box contents so we can analyze the contents further and determine colony size, and identify the species! We could come and collect this in person (the cotton and the colony) or alternatively, you can mail the contents in and we will pay for this! Thank you very much for your co-operation and participating in citizen science 😊